





## Instructions to Set Up a Facebook Account

### From Phone, Tablet, or iPad:

1. Click on your APP Store on your device
2. Search for Facebook
3. Download Facebook App
4. Click Create New Account (You will need an email address or phone number to do this.) It will guide you in each step. You will enter your name, birthdate, phone number or email, and other personal info, you will be asked to create a password (I suggest saving this in your notes on your phone). Once you've entered all the information click SignUp. You are now the proud owner of a Facebook Account!
5. In the top right corner, click the magnifying glass (this is the search button).
6. Type Vineyard Church of Augusta and click search. You will see our church logo, the green leaf , with Vineyard Church of Augusta next to it.
7. Click on the name or leaf. This will take you to our Facebook page. Click the "like" button, which is a thumbs up icon. Liking our page will enable VCA posts and LIVE Stream videos to pop up on your Facebook post feed.
8. Scroll down until you see the Facebook Live Post, it will have a red LIVE icon  in the top left corner of the video.
9. Now sit back and enjoy! If you have any questions about setting this up, please contact Charity Santiago at 706-399-7895 or [charity@vineyardaugusta.org](mailto:charity@vineyardaugusta.org).

### From Computer Internet Browser:

1. Open your preferred internet browser (Microsoft Edge, Firefox, Google Chrome, etc).
2. Go to [www.facebook.com](http://www.facebook.com)
3. Click Create New Account (You will need an email address or phone number to do this.) It will guide you in each step. You will enter your name, birthdate, phone number or email, and other personal info, you will be asked to create a password (I suggest saving this in your notes on your computer). Once you've entered all the information click SignUp. You are now the proud owner of a Facebook Account!
4. Type Vineyard Church of Augusta in the search bar next to the magnifying glass. Then click the magnifying glass.
5. Click our logo, the green leaf , or click Vineyard Church of Augusta. This will bring up our Facebook page. Go ahead and "like" our page by clicking the "thumbs up" symbol under our mission statement (Love Jesus and Do His Ministry Everywhere!). Liking our page will enable VCA posts and LIVE Stream videos to pop up on your Facebook post feed.
6. Scroll down until you see the Facebook Live Post, it will have a red LIVE icon  in the top left corner of the video.
7. Now sit back and enjoy! If you have any questions about setting this up, please contact Charity Santiago at 706-399-7895 or [charity@vineyardaugusta.org](mailto:charity@vineyardaugusta.org).